

PLAN COMMISSION AGENDA

September 18, 2017

5:30 PM

Meeting Room D
City-County Government Center

160 S Macy Street
Fond du Lac, Wisconsin

I. OPENING CEREMONIES

A. Attendance

B. Declaration Quorum Present

II. CONSENT AGENDA

A. August 14, 2017 Minutes

III. ACTION

A. Acquisition Of Land

Effect: Acquisition of easements for Transit Bus Shelters at various locations in the City of Fond du Lac.

Location: Various, see memo & map

Initiator: City Engineer

B. Five Year Capital Improvement Plan

Effect: Recommend Approval Of Plan To City Council

Introduction: Tracy Salter, Director of Administration

IV. ADJOURN

**COMMISSION AGENDA
CITY OF FOND DU LAC, WISCONSIN
August 14, 2017 Minutes**

Subject:

Effect:

Initiator:

Location:

Recommendation:

ATTACHMENTS:

File Name

Minutes_2017_8_14_Meeting(361).pdf

PLAN COMMISSION MINUTES

August 14, 2017

5:30 PM

Meeting Room A & B

City-County Government Center

160 S Macy Street
Fond du Lac, Wisconsin

OPENING CEREMONIES

Attendance

Present

Hertha Longo
Stan Ramaker
David Washkoviak
Nicole Wiese
Dan Nielsen
Anne Pierce
Derek TerBeest
Jordan Skiff

Absent

Sarah Van Buren

Administrative Staff

Joellyn Dahlin, Principal Planner
Dyann Benson, Dir of Comm Development

Declaration Quorum Present

Chairperson Washkoviak declared a quorum present.

CONSENT AGENDA

July 17, 2017 Minutes

A Motion was made by Jordan Skiff to approve the minutes of July 17, 2017 and seconded by Anne Pierce, and the motion was **Passed**.

Ayes: Longo, Nielsen, Jr., Pierce, Ramaker, Skiff, TerBeest, Washkoviak, Wiese

Absent: Van Buren

PUBLIC HEARING

Public Hearing Regarding The Proposed Creation Of Tax Incremental District Number Twenty-Two Boundaries And The Proposed Project Plan For The District

Effect: Designate the Boundaries of Tax Incremental District Twenty-Two as set forth in the project plan; adopt the Project Plan for Tax Incremental District Twenty-Two; recommend to City Council that Tax Incremental District Twenty-Two be created.
Location: 1 N Main Street

Initiator: Community Development Director

Dyann Benson, Director of Community Development, explained the process of creating a Tax Incremental District and addressed questions from Commission Members and audience.

A Motion was made by Derek TerBeest to approve the creation of Tax Incremental District Twenty-Two and the proposed project plan for the district and seconded by Nicole Wiese, and the motion was **Passed.**

Ayes: Longo, Nielsen, Jr., Pierce, Ramaker, TerBeest, Washkoviak, Wiese

Abstain: Skiff

Absent: Van Buren

Zoning Upon Annexation

Effect: Zone Land M-1 Upon Annexation

Location: S Hickory Street

Initiator: Fond du Lac County

A Motion was made by Nicole Wiese to recommend to the City Council a zoning designation of M-1 (Industrial) upon annexation of the subject property and seconded by Stan Ramaker, and the motion was **Passed.**

Ayes: Longo, Nielsen, Jr., Pierce, Ramaker, Skiff, TerBeest, Washkoviak, Wiese

Absent: Van Buren

ACTION

Special Use Permit

Effect: Develop land for residential use.

Location: 1212 Ducharme Parkway

Initiator: Joe Ziegler

Chairperson Washkoviak recused himself from the Special Use Permit Action Item and Commission Member Derek TerBeest chaired the meeting moving forward.

Joe Ziegler, initiator of Special Use Permit, presented the development plan to the Commission and spoke in support of permit approval.

Spoke in support of Special Use Permit at 1212 Ducharme Parkway

Theron Bashaw, 1091 Bluehill Ave, Fond du Lac, WI

George Rawson, N7650 Cty Rd WH, #8, Fond du Lac, WI

Dale Hansen, N2652 Cty Rd WH #11, Fond du Lac, WI

Read into record, written opposition to Special Use Permit at 1212 Ducharme Parkway

James Roberts, 1315 S Main St, Fond du Lac, WI

Ashton Winter, 1135 Spring Lake Dr, Fond du Lac, WI

Mike Fortune, 34 Oakridge Ct, Fond du Lac, WI

Larry and Debra Heller, 1153 Ducharme Pkwy, Fond du Lac, WI

Spoke in opposition to the Special Use Permit at 1212 Ducharme Parkway

Christine Carew, 421 N Country Ln, Fond du Lac, WI

Bentley Curran, 447 N Country Ln, Fond du Lac, WI

John Redding, 383 N Country Ln, Fond du Lac, WI

Kerry McGrath, 1107 Spring Lake Rd, Fond du Lac, WI

Debra Heller, 1153 Ducharme Pkwy, Fond du Lac, WI

Larry Heller, 1153 Ducharme Pkwy, Fond du Lac, WI

Tom Guilfoile, 517 N Country Ln, Fond du Lac, WI

Doug Kohlman, 401 N Country Ln, Fond du Lac, WI

David Washkoviak, 339 E Division St, Fond du Lac, WI

Mike Fortune, 34 Oakridge Ct, Fond du Lac, WI

Tamara Waidelich, 429 N Country Ln, Fond du Lac, WI

Paul Smedberg, 1066 Pine Lake Dr, Fond du Lac, WI

Appeared in regards to Special Use Permit at 1212 Ducharme Parkway

Chris Maury, 1151 Spring Lake Dr, Fond du Lac, WI

Appeared in opposition to Special Use Permit at 1212 Ducharme Parkway

Ann Bartelt, 441 N Country Ln, Fond du Lac, WI

Sarah Haubenschild, 1148 Spring Lake Dr, Fond du Lac, WI

Community Development staff recommends to the City Council approval of the Special Use Permit, subject to the following condition:

1. A detailed site plan prepared by a licensed professional shall be reviewed and approved by the Site Plan Committee prior to the issuance of required permits for site development. The site plan shall effectively address site drainage, lighting, erosion control, stormwater management, fire protection, and utilities. The required landscape plan shall address required setback areas, foundation plantings and screening of open parking areas. In addition, the landscape plan shall include a substantial arrangement of plantings along the west lot line to provide a visual buffer for the adjacent subdivision.

A Motion was made by Jordan Skiff to recommend to City Council, approval of the Special Use Permit with condition as listed and seconded by Daniel Nielsen, Jr., and the motion was **Passed**.

Ayes: Longo, Nielsen, Jr., Pierce, Ramaker, Skiff, TerBeest, Wiese

Abstain: Washkoviak

Absent: Van Buren

ADJOURN

A Motion was made by Nicole Wiese to adjourn at 6:47 PM and seconded by Stan Ramaker, and the motion was **Passed**.

Ayes: Longo, Nielsen, Jr., Pierce, Ramaker, Skiff, TerBeest, Wiese

Abstain: Washkoviak

Absent: Van Buren

**COMMISSION AGENDA
CITY OF FOND DU LAC, WISCONSIN
Acquisition Of Land**

Subject: Effect: Acquisition of easements for Transit Bus
Shelters at various locations in the City of Fond du
Lac.
Location: Various, see memo & map
Initiator: City Engineer

Effect:

Initiator:

Location:

Recommendation:

ATTACHMENTS:

File Name

Memo_Bus_Shelter_Easements_-_PC_Sept_2017.pdf

Map_Bus_Shelter_Easements_-_PC_Sept_2017.pdf

CITY OF FOND DU LAC - Memorandum

Engineering and Traffic Division

Date: September 18, 2017

To: Plan Commission

From: Paul De Vries, P.E., City Engineer

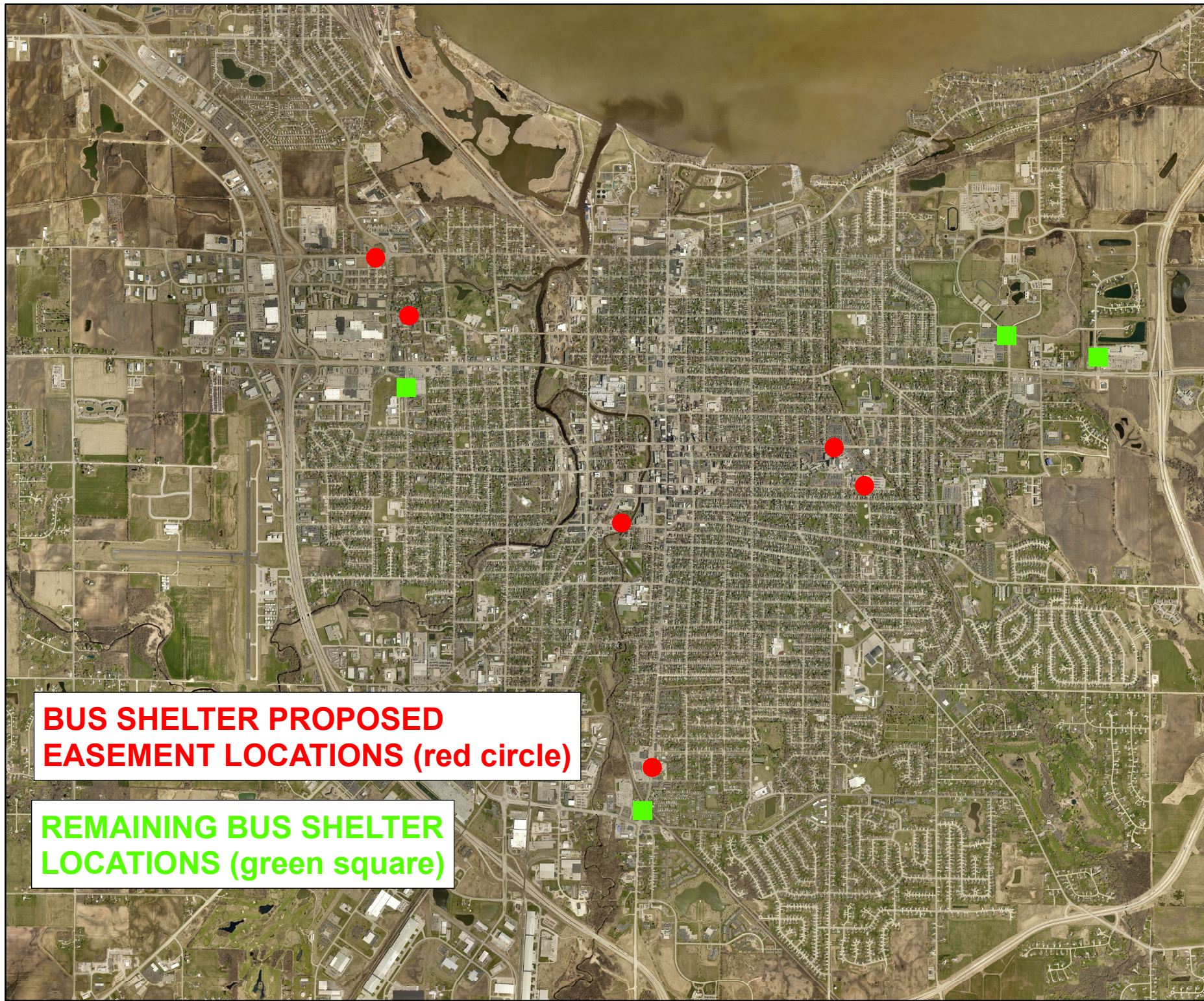
Re: **Acquisition of Easements for Transit Bus Shelters**



This memo and attached map cover the agenda item to obtain public easements under Acquisition of Land for the Plan Commission's September 18, 2017 meeting.

Fond du Lac Area Transit is proposing to install nine new bus shelters at various locations to better serve their customers. Five of the bus shelters will be new locations and four bus shelters will be replace existing shelters. Six of the locations are on private property so the City would like to obtain easements where some existing shelters currently are located along with the new locations outside public right-of-way. Please see attached map for locations.

If approved through the City's Plan Commission and Council, City staff will finalize the negotiations and the necessary documents with the affected property owners.

The acquisition of a public easement requires City Council approval. City Engineering staff suggests the Plan Commission recommend to the City Council approval of these new easement acquisitions.



 1 IN = 3,083 FT	AGENDA / ITEM A		PLAN COMMISSION
			BUS SHELTER EASEMENT LOCATIONS

Drawn By: PDEVRIES DATE: 9/12/2017

**COMMISSION AGENDA
CITY OF FOND DU LAC, WISCONSIN
Five Year Capital Improvement Plan**

Subject: Effect: Recommend Approval Of Plan To City Council
Introduction: Tracy Salter, Director of
Administration

Effect:

Initiator:

Location:

Recommendation:

ATTACHMENTS:

File Name

2018_CIP_Plan_Comm_1.pdf

000_a2018_2022_CIP_Website_8252017144201.pdf

CITY OF FOND DU LAC - Memorandum

City Manager

To: City Plan Commission

From: Joseph P. Moore, City Manager

Date: September 13, 2017

Subject: 2018-2022 Capital Improvement Plan

Section 62.23 (5) of the Wisconsin Statutes states that certain matters shall be referred to the City Plan Commission prior to final adoption. Among the items listed in the statute are the following:

- Location of a public building
- Location and extension of public streets
- Location of parks and playgrounds
- Location and extension of public utilities
- Location of parking areas

With these requirements in mind, a copy of the proposed 2018-2022 Capital Improvement Plan is attached to the agenda for the Plan Commission's review. Most of the projects within the scope of the Commission will be included in the areas of Public Works, Streets, Storm Water, Parks, Water Utility, Wastewater Collection and Treatment System, Community Development and Harbor and Boating Facilities.

The Capital Improvement Plan is a planning document and not an authorization of final action on any specific project. A review of the CIP will, however, give the Plan Commission an opportunity to discuss and make recommendations to the City Council on the direction the City should take over the next five years regarding the construction and location of infrastructure and the use of City property.

If you have any questions regarding the specifics of the CIP please feel free to contact Jordan Skiff, Dyann Benson, Tracy Salter or I and we would be happy to assist you.

CAPITAL IMPROVEMENT PLAN



2018 - 2022

**CITY OF FOND DU LAC
CAPITAL IMPROVEMENT PLAN
2018-2022**

TABLE OF CONTENTS

City Manager Introduction	1
Summary of Capital Projects and Funding Sources	6
Capital Projects Detail Overview	7
Summary of Projects Funded by General Operations	11
Summary of Projects Funded by General Obligation Debt	13
Summary of Projects Funded by Other Sources	15
Capital Improvement Plan Appendices	
Appendix A – General Obligation Debt Balances	16
Appendix B – General Obligation Debt Payments	17
Appendix C – Projected Property Tax Rates	18
Appendix D – Debt Chart	19
Appendix E - Water Utility Debt Balance.....	20
Appendix F - Wastewater Utility Debt Balance	21
Appendix G – Projects Beyond 2022	22

CITY OF FOND DU LAC - Memorandum

City Manager

To: City Council

From: Joseph P. Moore, City Manager

Date: August 24, 2017

Subject: 2018-2022 Capital Improvement Plan

Introduction

With this memo is your copy of the proposed 2018-2022 Capital Improvement Plan (CIP). A Capital Improvement Plan is a statement of intent by City officials to establish a multi-year program for major capital expenditures and the financial resources necessary to accomplish the plan. A Capital Improvement Plan is a flexible planning tool designed to be altered annually as conditions warrant.

A multi-year capital improvement plan provides a long-range viewpoint for the community to identify needed projects and expenditures, selects those projects deemed most important in comparison to all others (priorities), determines when such projects should occur and anticipates the impact such expenditures will have on the community and its financial condition.

Some of the benefits of developing a long-range capital improvement plan are that it:

1. Provides a stable tax rate which allows taxpayers and the city government to plan more effectively;
2. Provides adequate time to plan and coordinate construction projects and eliminate costly duplication of efforts;
3. Provides adequate time to search for alternate methods of financing, including debt issues and grants-in-aid;
4. Provides time to acquire land and right-of-way where needed;
5. Allows time for communication and public input regarding future project plans for the community;
6. Reduces spur-of-the-moment decisions; and
7. Assists in planning efforts of other public utilities, agencies, and businesses.

The City defines capital expenditures as projects which cost more than \$25,000 and have a life expectancy of more than six years. Projects are evaluated and priorities are assigned based upon demand or usage, prior commitments, age and condition of facilities and equipment, and costs versus benefits. Priorities are subject to change as conditions warrant.

This plan does not authorize any expenditure, but does provide a plan of capital expenditures for the development of each year's budget.

Capital Financing Philosophies and Debt Levels

There are two major philosophies used in the financing of long-term capital projects: the "pay-as-you-go" and the "pay-as-you-use" philosophies.

The "pay-as-you-go" philosophy is based upon financing capital projects with current revenues and property tax levies or accumulated resources. Under this financing method the community can save on interest costs by avoiding debt issues.

The "pay-as-you-use" philosophy is based upon debt financing of capital improvements. Under this philosophy, those citizens paying for the projects use them while they are paying for them. An example would be a major street construction project which is financed by issuing debt. The citizens who use the street in the future pay the property taxes needed to repay the debt.

2018-2022 Capital Projects Overview

Total capital projects for all funds vary by year and range from a low of \$20 million in 2019 to a high of \$34.6 million in 2021. Details of the individual projects, their timing as well as the funding sources for the projects are listed on the projects detail pages for each department by year. The total proposed 2018 capital projects equal \$26.7 million. Some of the more significant 2018 projects include:

- Retlaw Hotel TIF - \$2,460,000
- Fond du Lac Avenue – National Avenue to 6th Street - \$2,800,000 for street and stormwater work as part of the Highway 45 Jurisdictional Transfer
- S. Main Street Pavement Maintenance - \$800,000
- Other street improvement projects - \$1,900,000
- Public Safety Training Center - \$3,942,417
- Wastewater Utility sidestream ammonia removal project - \$3,600,000
- Wastewater Utility annual clear water elimination program - \$2,000,000
- Water Utility annual main replacement program - \$947,000
- Fire Department portable radio replacements - \$500,000
- Public Works annual capital equipment replacements - \$670,000

2018 Projects Funded by General Operating Funds

This 5-year plan continues to invest a significant amount of general operating revenues rather than long-term debt on CIP projects. These revenues include items included in the general fund operating budget, items levied for directly in the capital project funds and items for which the capital projects funds receives operating transfers from other funds. This funding amount is \$2,178,475 for 2018 and will average \$2.3 million each year of this 5-year CIP. The level of budgeted operating expenditures and the amount of available general fund balance allow for the additional pay-as-you-go financing of capital projects.

A review of the projects funded by operations will show that they are either maintenance-type expenditures or annually recurring projects where the City spends similar amounts on these types of projects every year. It is good financial practice to fund such projects on a “pay-as-you-go” basis with operating funds, if possible, rather than funding these projects with long-term debt. The changes made in the last few years’ CIPs return the City to its former, more financially sound, practice of funding its annually recurring projects on a pay-as-you-go basis.

Another benefit of funding the annually recurring projects with operating funds rather than long-term debt is that the amount of money the City borrows in future years is reduced. Not only will the City have a lower amount of outstanding debt in future years, but its future debt payments and property tax levies required to pay debt principal and interest will be lower than they otherwise would have been if the City continued its practice of borrowing for its annually recurring capital projects.

A detailed schedule listing the projects funded by operations is included in this report.

2018 TID #22 Retlaw Hotel

The \$2,460,000 2018 project total includes \$2.3 million in financial assistance to redevelop the Retlaw Hotel into a full-service independent hotel that provides affordable luxury with modern amenities, restaurant and event meet space. This financial assistance will be paid upon Certificate of Occupancy requiring the developer to complete the renovation of the hotel prior to the investment of public dollars. This project also includes courtyard improvements between the ramp and the courtyard hotel entrance and a portion of the Portland Ramp elevator rehabilitation. Tax Increment District (TID) Number 22 will be funded with general obligation debt which will be repaid by future tax increment revenue resulting from the new development in the TID. No general taxpayer money is used to fund TID projects or to repay TID debt.

2018 Highway 45 Jurisdictional Transfer

The 2018 project total includes \$2,870,000 in costs for street and stormwater work done on Fond du Lac Avenue from National Avenue to 6th Street. This project will initially be funded \$2.4 million of general obligation debt which will be repaid with funding received by the City from the State of Wisconsin as part of the jurisdictional transfer. It is anticipated that this debt will be repaid by the end of 2021.

2018 Projects Funded by Long-Term Debt

The total amount of 2018 projects to be funded by general obligation (G.O.) long-term debt, excluding the TID Retlaw Hotel and Highway 45 transfer, is \$9,025,217. A detailed schedule listing the projects funded by general obligation long-term debt is included in this report.

Repayment Term for New G.O. Debt

The G.O. debt that the City issues to fund general capital projects in 2018 will be issued for a term of 10 years. The exception will be the Highway 45 Jurisdictional Transfer debt of \$2.4 million which will be repaid by the end of 2021. In 2014 the City implemented a policy that returned to the pre-2007 10-year term from 20-year terms, this fiscally sound debt management practice results in a close matching of debt repayment terms with the useful lives of the assets acquired with the debt.

Decreasing G.O. Debt Balances

Appendix A is a projection of the outstanding G.O. debt balances through 2022. Existing debt, new debt and total debt balances are indicated on the chart. The projections indicate that even with the new debt issued for the capital projects contained in the 2018-2022 CIP, the G.O. debt balance will on average decrease every year. The G.O. debt balance is projected to drop 13% from \$83.8 million at the end of 2018 to \$73.2 million at the end of 2022.

Consistent with past City Council policy, 60% of the State legal debt limit is used as the limiting goal in developing future capital expenditure plans. The State legal debt limit is 5% of the equalized valuation of taxable property. As shown in Appendix D, the City's projected debt levels are just under 60% in 2018, and projected to drop to 47% by 2022.

Increasing G.O. Debt Payments

Appendix B is a projection of G.O. debt payments through 2022. Existing debt, new debt and total debt payments are indicated on the chart. Total G.O. debt payments are projected to increase each year over the next five years by a total of \$2.2 million.

Increasing Property Tax Levy

A major consideration in developing the Capital Improvement Plan is the impact the proposed projects will have on future property tax rates. The City's property tax levy is subject to strict State-imposed levy limits. Under the levy limit, the City's property tax levy is allowed to increase by no more than the growth in property value due to net new construction, which is 1.94% for 2018. The levy limit is further allowed to increase by the amount of increases in general obligation debt principal and interest payments.

The property tax rate projections indicated in Appendix C show that scheduled increasing debt payments will require increases in the portion of the property tax levy needed for debt service, and the total property tax levy over the next several years. The chart further indicates that the portion of the property tax for operating costs is virtually unchanged over the next several years. The increases in the tax rates are due almost entirely to required increases in the debt payment portion of the tax levy.

2018 Utility Projects

The 2018 CIP includes \$6,970,000 in Wastewater Utility projects and \$2,595,500 in Water Utility projects. The Wastewater Utility \$4,100,000 sidestream ammonia removal and sidestream nutrient harvesting process projects will be funded by debt, while \$947,000 in annual Clearwater elimination projects for the Water Utility will be funded by debt. All other Water Utility and Wastewater Utility projects are funded by utility operating funds. No general taxpayer money is used to support utility operations, utility capital projects or utility debt payments.

Utility Debt Balances

Appendix E indicates that the Water Utility debt balances drop from \$37,712,988 in 2018 to \$28,235,852 by 2022. Appendix F indicates that the net debt balances for the Wastewater Utility increase from \$30,993,951 in 2018 to \$46,976,494 by 2022, due primarily to significant upcoming project costs related to mandated phosphorous removal.

Future Capital Projects

Appendix G contains a list of the larger known future capital projects that are beyond the five-year time frame of the 2018-2022 capital improvement plan.

Capital Improvement Plan Workshop

A City Council Committee of the Whole workshop on the proposed 2018 Budget and proposed 2018-2022 CIP will held on Wednesday, September 20, 2017. This workshop will provide the City Council with the opportunity to ask questions regarding the proposed projects and to make any modifications to the plan as deemed appropriate.

A handwritten signature in black ink, appearing to read 'J. Moore', with a stylized flourish at the end.

Joseph P. Moore
City Manager

City of Fond du Lac

Summary of Capital
Projects and Funding Sources

2018 – 2022

**City of Fond du Lac
Capital Improvement Program
Summary of Capital Projects and Funding Sources
For the Years 2018 through 2022**

	2018	2019	2020	2021	2022
Funding Sources:					
General Operations	\$ 1,168,350	\$ 1,082,000	\$ 1,592,500	\$ 1,181,000	\$ 1,220,500
Tax Levy	1,010,125	1,052,880	1,020,000	985,000	990,000
Transit Operations					
Utility Operations	4,518,500	3,414,150	3,340,000	2,898,000	3,775,000
G.O. Debt-General Projects	9,025,217	3,991,800	11,706,000	3,979,000	3,275,000
Jurisdictional Transfer-DOT Hwy 45 projects	2,400,000	1,800,000	-	-	-
G.O. Debt-TIF Projects	2,460,000	-	-	-	-
Available Capital Fund Balances	842,978	896,590	261,692	755,812	169,853
Utility Revenue Debt:					
Wastewater Treatment System	4,100,000	4,000,000	1,000,000	20,000,000	10,000,000
Water	947,000	909,875	2,548,250	1,831,000	1,123,250
Federal/State Grants					
Governmental Funds	51,912	2,894,760	727,798	2,803,248	59,410
Transfers from Other Funds:					
Special Revenue Funds	175,000	-	-	-	-
Utilities	-	-	-	200,000	-
Total Funding Sources	\$ 26,699,082	\$ 20,042,055	\$ 22,196,240	\$ 34,633,060	\$ 20,613,013
Proposed Capital Projects:					
General Government	\$ 337,000	\$ 20,000	\$ 60,000	\$ 200,000	\$ -
Community Development	2,935,000	265,000	135,000	225,000	225,000
Library	425,000	-	-	60,000	-
Public Safety Training Center	3,942,417	-	-	-	-
Police	458,800	464,200	869,500	497,000	398,500
Fire	950,000	531,000	665,000	349,000	135,000
Rescue	150,000	336,000	-	270,000	155,000
Public Works:					
Engineering & GIS	-	75,000	-	-	-
Hwy 45 Jurisdictional Transfer Projects	2,870,000	1,950,000	2,000,000	-	-
Streets	2,700,000	4,280,000	1,805,000	3,945,000	3,225,000
Storm Water	679,000	1,124,000	3,428,000	1,063,000	637,000
Parks	525,000	85,000	3,963,000	1,420,000	230,000
Municipal Service Center	251,475	329,880	803,000	16,000	-
Capital Equipment	670,000	955,000	670,000	930,000	635,000
Harbor & Boating Facilities	175,000	-	-	-	-
Wastewater Treatment System	6,970,000	6,145,000	3,600,000	22,150,000	13,050,000
Water Utility	2,595,500	2,179,025	3,288,250	2,579,000	1,848,250
Transit System	64,890	1,302,950	909,490	929,060	74,263
Total Capital Projects	\$ 26,699,082	\$ 20,042,055	\$ 22,196,240	\$ 34,633,060	\$ 20,613,013

City of Fond du Lac

Capital Projects Detail Overview

2018 - 2022

**City of Fond du Lac
Capital Improvement Program
Capital Projects Detail Overview
For the Years 2018 through 2022**

	2018	2019	2020	2021	2022
Information Technology Services					
Fiber Relocation- Rolling Meadows and Johnson	\$ 30,000	\$ -	\$ -	\$ -	\$ -
Citywide Storage Upgrade	80,000	-	-	-	-
City Government Center Room A Upgrade	27,000	-	-	-	-
Phase 3 - Community/Business Licensing Software	200,000	-	-	-	-
Phase 4 - Water/Sewer Billing Software	-	-	-	200,000	-
Fiber - Build to New Pavilion	-	-	60,000	-	-
Fiber Build to Senior Center from 1st/Park	-	20,000	-	-	-
Total General Government	\$ 337,000	\$ 20,000	\$ 60,000	\$ 200,000	\$ -
Community Development					
Macy Parking Ramp - Repairs	\$ 100,000	\$ 115,000	\$ 135,000	\$ 225,000	\$ 225,000
LED Conversion - Lots 7, 8, 13, 18	55,000	-	-	-	-
Lot 7 Improvements	65,000	-	-	-	-
Demolition - Convent Raze Order	225,000	-	-	-	-
Bike Sharing Program	30,000	-	-	-	-
TIF-Retlaw	2,460,000	-	-	-	-
Military Road Railroad Crossing	-	150,000	-	-	-
Total Community Development	\$ 2,935,000	\$ 265,000	\$ 135,000	\$ 225,000	\$ 225,000
Library					
Carpeting & Flooring Replacement	\$ 125,000	\$ -	\$ -	\$ -	\$ -
Elevator Replacement	300,000	-	-	-	-
Furniture Replacement-Public Areas	-	-	-	60,000	-
Total Library	\$ 425,000	\$ -	\$ -	\$ 60,000	\$ -
Police Department					
Squad Replacement Program	\$ 131,000	\$ 218,000	\$ 307,500	\$ 307,000	\$ 318,500
Portable Radio Replacement	87,000	87,000	87,000	80,000	80,000
SWAT Negotiator Vehicle	94,000	-	-	-	-
Sidewalk, Curbing and Asphalt	-	40,000	-	-	-
Boiler Replacements	-	35,000	-	-	-
Property Room Upgrades	134,300	-	-	-	-
Building Updates	12,500	39,200	-	-	-
Body Worn Cameras-was moved out a year-operations	-	-	435,000	-	-
Facility Lighting Upgrade to LED	-	45,000	-	-	-
Building Exterior Maintenance	-	-	40,000	-	-
Squad Video Camera Replacement	-	-	-	110,000	-
Total Police Department	\$ 458,800	\$ 464,200	\$ 869,500	\$ 497,000	\$ 398,500
Fire Department					
Replace Mobile Data Computers	\$ -	\$ 38,000	\$ -	\$ -	\$ 40,000
Opticom System-Various Intersections	150,000	150,000	-	-	-
HVAC System Replacement-Station 1	80,000	-	-	-	-
Replace Thermal Imaging Camera	65,000	-	-	-	-
Radio Replacement-Portables	500,000	-	-	-	-
Emergency Generator-Station #1	155,000	-	-	-	-
Fire Alarm/Sprinkler Upgrades-Stations 2 & 3	-	250,000	-	-	-
Radio Replacement-Mobiles	-	93,000	-	-	-
Replace Overhead Garage Doors-Sta 1 & 2	-	-	-	-	95,000
Engine Replacement	-	-	625,000	-	-
Replace Support Vehicle	-	-	40,000	-	-
Fire Station 1 Infrastructure Improvements	-	-	-	97,000	-
Fire Station 1 Addition to Tradition Room	-	-	-	252,000	-
Total Fire Department	\$ 950,000	\$ 531,000	\$ 665,000	\$ 349,000	\$ 135,000

**City of Fond du Lac
Capital Improvement Program
Capital Projects Detail Overview
For the Years 2018 through 2022**

	2018	2019	2020	2021	2022
Rescue					
Ambulance Replacements	\$ -	\$ 260,000	\$ -	\$ 270,000	\$ -
Laptop Replacements	-	38,000	-	-	40,000
Mobile Data Computer Replacements	-	38,000	-	-	40,000
Ambulance Cot Replacements	-	-	-	-	75,000
Heart Monitor Replacements	150,000	-	-	-	-
Total Rescue	\$ 150,000	\$ 336,000	\$ -	\$ 270,000	\$ 155,000
Public Works-Engineering & GIS					
Aerial Orthophotos, Oblique, LiDAR	\$ -	\$ 75,000	\$ -	\$ -	\$ -
Total GIS	\$ -	\$ 75,000	\$ -	\$ -	\$ -
Hwy 45 Jurisdictional Transfer Projects					
Main St Reconstruction - Merrill to Johnson	\$ -	\$ 1,600,000	\$ -	\$ -	\$ -
Street Restoration-Utility Repair (Partial JT \$150K 2020)	70,000	150,000	2,000,000	-	-
Fond du Lac Ave. - National Ave. to 6th St	2,400,000	-	-	-	-
Fond du Lac Ave. - National Ave. to 6th St - Storm Water	400,000	-	-	-	-
Main St Reconstruction - Merrill to Johnson - Storm Water	-	200,000	-	-	-
Total Hwy 45 Jurisdictional	\$ 2,870,000	\$ 1,950,000	\$ 2,000,000	\$ -	\$ -
Public Works-Streets					
Street Maintenance	\$ 205,000	\$ 205,000	\$ 210,000	\$ 210,000	\$ 215,000
Bridge Rehabilitation	290,000	290,000	300,000	300,000	310,000
Street Reconstruction	250,000	250,000	260,000	260,000	260,000
Street Restoration-Utility Repair	560,000	550,000	515,000	550,000	615,000
Sidewalk Program-City	85,000	90,000	90,000	95,000	95,000
Sidewalk Program-Private	265,000	265,000	270,000	270,000	270,000
Street Lighting-Conduit & Wiring	60,000	60,000	60,000	60,000	60,000
Arndt Street Bridge Replacement (DOT Cost Share)	-	2,050,000	-	-	-
S Main St - Pavement Maintenance	800,000	-	-	-	-
CTH "V" Pioneer Rd to FDL Ave - County	185,000	220,000	-	-	-
Country Lane Bridge	-	-	-	-	825,000
Military Rd. - Hickory to Western - DOT STP Urban	-	300,000	100,000	2,200,000	-
W. Scott St & Van Dyne Rd Reconstruction	-	-	-	-	275,000
Johnson Right Turns - National, Prairie, Country Lane	-	-	-	-	300,000
Total Streets	\$ 2,700,000	\$ 4,280,000	\$ 1,805,000	\$ 3,945,000	\$ 3,225,000
Public Works-Storm Water					
Storm Water Pump & Motor Replacement	\$ -	\$ 350,000	\$ -	\$ 350,000	\$ -
Stormwater Control Upgrades	50,000	50,000	50,000	50,000	50,000
Neighborhood Drainage Program - Private	22,000	22,000	24,000	24,000	26,000
Neighborhood Drainage Program - Public	22,000	22,000	24,000	24,000	26,000
Storm Sewer Replacement - Utility Repair	255,000	280,000	230,000	245,000	285,000
TMDL Storm Water Improvements	-	-	1,150,000	-	-
Armor Drainage Way Banks	250,000	-	250,000	-	250,000
Merrill Pump Station Forcemain Upgrade up \$50k	-	400,000	-	-	-
S Main St - Pavement Maintenance Storm Repair	80,000	-	-	-	-
Military Rd. - Hickory to Western	-	-	-	370,000	-
Lincoln & Thomas Pump Station Upgrade-up \$100k	-	-	1,700,000	-	-
Total Storm Sewers	\$ 679,000	\$ 1,124,000	\$ 3,428,000	\$ 1,063,000	\$ 637,000

**City of Fond du Lac
Capital Improvement Program
Capital Projects Detail Overview
For the Years 2018 through 2022**

	2018	2019	2020	2021	2022
Public Works-Parks					
Taylor Park Restroom Renovation	\$ 30,000	\$ -	\$ -	\$ -	\$ -
Lakeside Park Splash Pad	200,000	-	-	-	-
James Megellas "Maggie" Park Development	160,000	-	-	-	-
Outlying Park Shelter Renovation	35,000	-	-	-	-
Lakeside Park New Pavilion	100,000	-	3,500,000	-	-
Buttermilk Park Restroom Renovation	-	50,000	-	-	-
Buttermilk & Franklin Parks Basketball Courts	-	-	101,000	-	-
Loop Trail - Landscaping	-	35,000	-	-	-
Butzen Park Tennis Courts	-	-	92,000	-	-
Denevue Park Restroom Renovation	-	-	55,000	-	-
Cardinal Park Development	-	-	160,000	-	-
McDermott Park-Black Top Trail-Merrill to Johnson	-	-	55,000	-	-
Replace Heaters-Taylor Pool	-	-	-	50,000	-
Taylor Park Basketball Court Resurfacing	-	-	-	32,000	-
Adelaide Park Tennis Court Resurfacing	-	-	-	38,000	-
Bridge from LSP to LSP West	-	-	-	1,300,000	-
Fairground Pool Floor Resurfacing	-	-	-	-	230,000
Total Parks	\$ 525,000	\$ 85,000	\$ 3,963,000	\$ 1,420,000	\$ 230,000
Public Works-Municipal Service Center					
Emergency Siren Replacements	\$ 55,125	\$ 57,880	\$ -	\$ -	\$ -
Overhead Door Replacements	15,000	15,000	15,000	16,000	-
Asphalt Repair - MSC	17,350	-	-	-	-
Fabrication Shop-up \$488k	-	-	788,000	-	-
Roof Replacement - MSC	164,000	257,000	-	-	-
Total Municipal Service Center	\$ 251,475	\$ 329,880	\$ 803,000	\$ 16,000	\$ -
Public Works-Capital Equipment					
Fleet	\$ 505,000	\$ 525,000	\$ 575,000	\$ 535,000	\$ 540,000
Parks	130,000	95,000	60,000	95,000	95,000
Sanitation	-	300,000	-	300,000	-
Engineering	35,000	35,000	35,000	-	-
Total Capital Equipment	\$ 670,000	\$ 955,000	\$ 670,000	\$ 930,000	\$ 635,000
Harbor & Boating Facilities Improvements					
Lakeside Park West Restroom ADA	\$ 110,000	\$ -	\$ -	\$ -	\$ -
Lakeside Park West Fish Cleaning Station	65,000	-	-	-	-
Total Harbor & Boating Facilities	\$ 175,000	\$ -	\$ -	\$ -	\$ -
Public Safety Training Center					
Admin/Common Area	\$ 526,800	\$ -	\$ -	\$ -	\$ -
Professional Fees	344,002	-	-	-	-
Furniture, Fixtures & Equipment	55,000	-	-	-	-
Technology/Communications	103,400	-	-	-	-
Site Preparation	629,650	-	-	-	-
Indoor Firearms Range	1,533,220	-	-	-	-
Live Fire Training Tower & Facility	750,345	-	-	-	-
Total Public Training Center	\$ 3,942,417	\$ -	\$ -	\$ -	\$ -
Transit					
Handi-Van Fleet Replacement	\$ 64,890	\$ 66,950	\$ 69,010	\$ 72,100	\$ 74,263
Bus Replacement	-	1,236,000	840,480	856,960	-
Total Transit	\$ 64,890	\$ 1,302,950	\$ 909,490	\$ 929,060	\$ 74,263
SUBTOTAL GOVERNMENTAL FUND CAPITAL PROJECTS	\$ 17,133,582	\$ 11,718,030	\$ 15,307,990	\$ 9,904,060	\$ 5,714,763

**City of Fond du Lac
Capital Improvement Program
Capital Projects Detail Overview
For the Years 2018 through 2022**

	2018	2019	2020	2021	2022
Wastewater Treatment System					
Capital Equipment Replacement	\$ 50,000	\$ 25,000	\$ -	\$ 50,000	\$ -
Annual Clearwater Elimination	2,000,000	2,000,000	2,100,000	2,100,000	2,200,000
Sanitary Flow Meter Replacement	65,000	65,000	-	-	-
Fond du Lac Ave-National Ave to 9th St	25,000	-	-	-	-
Facility Master Plan	180,000	-	-	-	-
High Strength Waste Tank Addition	550,000	-	-	-	-
Sidestream Ammonia Removal	3,600,000	-	-	-	-
Sidestream Nutrient Remove/ Harvesting Process	500,000	4,000,000	-	-	-
Arndt Street Bridge Sanitary Replacement	-	25,000	-	-	-
Main Street Reconstruction - Merrill to Johnson	-	30,000	-	-	-
Military Road - Hickory to Western-DOT STP Urban	-	-	500,000	-	-
Modifications for Biological Phosphorus Removal	-	-	1,000,000	-	-
Tertiary Filtration for Phosphorus Removal	-	-	-	20,000,000	-
West Scott Street Sanitary Sewer Relay	-	-	-	-	825,000
STH 23 East - DOT Reconstruction-Sanitary	-	-	-	-	25,000
Biosolids Drying	-	-	-	-	5,500,000
Biogas Engine, Treatment, Piping and/or gas storage	-	-	-	-	4,500,000
Total WCTS	\$ 6,970,000	\$ 6,145,000	\$ 3,600,000	\$ 22,150,000	\$ 13,050,000
Water Utility					
Capital Equipment Replacement	\$ 180,000	\$ 175,000	\$ 90,000	\$ 98,000	\$ 75,000
Annual Water Meter Additions & Replacements	170,000	175,000	175,000	175,000	175,000
4-inch Main Replacement-City Wide	175,000	175,000	175,000	175,000	175,000
Well Renovation & Pump Work	300,000	300,000	300,000	300,000	300,000
Annual Clearwater Elimination-Main Replacement	947,000	909,875	1,848,250	736,000	1,123,250
Ellis Street Main Replacement	192,000	-	-	-	-
Arndt Street Bridge - Watermain Boring	67,500	-	-	-	-
FDL Ave/Hwy 45 - National to 6th St	564,000	-	-	-	-
Main St-Merrill to Johnson (part of FDL Ave)	-	59,150	-	-	-
Merrill St-Marr to Macy (Part of FDL Ave)	-	135,000	-	-	-
Southview Acres Water Main Loop-Springs to Morningside	-	70,000	-	-	-
Wildlife Acres Water Main Loop-Trails End to Reinhardt	-	180,000	-	-	-
Distribution Shop Building	-	-	700,000	-	-
STH 23 E Johnson at CTH K- Main	-	-	-	690,000	-
FDL Ave - Phase 2-CTH V to Pioneer	-	-	-	405,000	-
Total Water Utility	\$ 2,595,500	\$ 2,179,025	\$ 3,288,250	\$ 2,579,000	\$ 1,848,250
TOTAL CAPITAL PROJECTS	\$ 26,699,082	\$ 20,042,055	\$ 22,196,240	\$ 34,633,060	\$ 20,613,013

**City of Fond du Lac
Capital Improvement Plan
For the Years 2018 through 2022
Summary of Projects Funded by General Operations**

DESCRIPTION	2018	2019	2020	2021	2022
Projects Funded by Tax Levy					
Public Works					
Streets:					
Sidewalk Program-City	\$ 85,000	\$ 90,000	\$ 90,000	\$ 95,000	\$ 95,000
Street Reconstruction	250,000	250,000	260,000	260,000	260,000
Total Streets	<u>\$ 335,000</u>	<u>\$ 340,000</u>	<u>\$ 350,000</u>	<u>\$ 355,000</u>	<u>\$ 355,000</u>
Municipal Service Center:					
Emergency Siren Replacements	\$ 55,125	\$ 57,880	\$ -	\$ -	\$ -
Total MSC	<u>\$ 55,125</u>	<u>\$ 57,880</u>	<u>\$ -</u>	<u>\$ -</u>	<u>\$ -</u>
Public Works-Capital Equipment Replacement	<u>\$ 620,000</u>	<u>\$ 655,000</u>	<u>\$ 670,000</u>	<u>\$ 630,000</u>	<u>\$ 635,000</u>
Total Public Works	<u>\$ 1,010,125</u>	<u>\$ 1,052,880</u>	<u>\$ 1,020,000</u>	<u>\$ 985,000</u>	<u>\$ 990,000</u>
Total Projects Funded by Tax Levy	<u>\$ 1,010,125</u>	<u>\$ 1,052,880</u>	<u>\$ 1,020,000</u>	<u>\$ 985,000</u>	<u>\$ 990,000</u>
Projects Funded in Operations					
Public Works					
Streets:					
Street Maintenance	\$ 205,000	\$ 205,000	\$ 210,000	\$ 210,000	\$ 215,000
Bridge Rehabilitation & Repair	290,000	290,000	300,000	300,000	310,000
Street Lighting - Conduit & Wiring	60,000	60,000	60,000	60,000	60,000
Total Streets	<u>\$ 555,000</u>	<u>\$ 555,000</u>	<u>\$ 570,000</u>	<u>\$ 570,000</u>	<u>\$ 585,000</u>
Storm Water:					
Stormwater Pump Station Control Upgrades	\$ 50,000	\$ 50,000	\$ 50,000	\$ 50,000	\$ 50,000
Neighborhood Drainage Program - Private	22,000	22,000	24,000	24,000	26,000
Neighborhood Drainage Program - Public	22,000	22,000	24,000	24,000	26,000
Total Storm Water	<u>\$ 94,000</u>	<u>\$ 94,000</u>	<u>\$ 98,000</u>	<u>\$ 98,000</u>	<u>\$ 102,000</u>
Engineering & GIS:					
Aerial Orthophotos, Oblique, LiDAR	\$ -	\$ 75,000	\$ -	\$ -	\$ -
Total Engineering & GIS	<u>\$ -</u>	<u>\$ 75,000</u>	<u>\$ -</u>	<u>\$ -</u>	<u>\$ -</u>
Municipal Service Center:					
Overhead Door Replacements	\$ 15,000	\$ 15,000	\$ 15,000	\$ 16,000	\$ -
Asphalt Repair-MSD	17,350	-	-	-	-
Total MSC	<u>\$ 32,350</u>	<u>\$ 15,000</u>	<u>\$ 15,000</u>	<u>\$ 16,000</u>	<u>\$ -</u>
Total Public Works	<u>\$ 681,350</u>	<u>\$ 739,000</u>	<u>\$ 683,000</u>	<u>\$ 684,000</u>	<u>\$ 687,000</u>
Police					
Squad Replacement Program	\$ 131,000	\$ 218,000	\$ 307,500	\$ 307,000	\$ 318,500
SWAT Negotiator Vehicle	94,000	-	-	-	-
Portable Radio Replacement	87,000	87,000	87,000	80,000	80,000
Body Worn Cameras	-	-	435,000	-	-
Building Exterior Renovation	-	-	40,000	-	-
Squad Video Camera Replacement	-	-	-	110,000	-
Total Police	<u>\$ 312,000</u>	<u>\$ 305,000</u>	<u>\$ 869,500</u>	<u>\$ 497,000</u>	<u>\$ 398,500</u>
Fire					
Replace Mobile Data Computers	\$ -	\$ 38,000	\$ -	\$ -	\$ 40,000
HVAC-Station 1	80,000	-	-	-	-
Replace Thermal Imaging Cameras	65,000	-	-	-	-
Support Vehicle Replacement	-	-	40,000	-	-
Replace Overhead Garage Doors-Sta 1 & 2	-	-	-	-	95,000
Total Fire	<u>\$ 145,000</u>	<u>\$ 38,000</u>	<u>\$ 40,000</u>	<u>\$ -</u>	<u>\$ 135,000</u>
Community Development					
Bike Sharing Program	\$ 30,000	\$ -	\$ -	\$ -	\$ -
Total Community Development	<u>\$ 30,000</u>	<u>\$ -</u>	<u>\$ -</u>	<u>\$ -</u>	<u>\$ -</u>
Total Projects Funded in Operations	<u>\$ 1,168,350</u>	<u>\$ 1,082,000</u>	<u>\$ 1,592,500</u>	<u>\$ 1,181,000</u>	<u>\$ 1,220,500</u>

**City of Fond du Lac
Capital Improvement Plan
For the Years 2018 through 2022
Summary of Projects Funded by General Operations**

DESCRIPTION	2018	2019	2020	2021	2022
Projects Funded by Operating Transfers					
General Government - ITS					
Transfer from Water Utility-Utility Billing Software	\$ -	\$ -	\$ -	\$ 200,000	\$ -
Total General Government - ITS	\$ -	\$ -	\$ -	\$ 200,000	\$ -
Total Projects Funded by Operating Transfers	\$ -	\$ -	\$ -	\$ 200,000	\$ -
Total Projects Funded by General Operations	2,178,475	2,134,880	2,612,500	2,366,000	2,210,500

**City of Fond du Lac
Capital Improvement Plan
For the Years 2018 through 2022
Summary of Projects Funded by General Obligation Debt**

Project Description	2018	2019	2020	2021	2022
General Government					
Fiber Relocation- Rolling Meadows and Johnson	\$ 30,000	\$ -	\$ -	\$ -	\$ -
Citywide Storage Upgrade	80,000	-	-	-	-
City Government Center Room A Upgrade	27,000	-	-	-	-
Phase 3 - Community/Business Licensing Software	200,000	-	-	-	-
Fiber - Build to New Pavillion-Defer if Pavillion is deferred	-	-	60,000	-	-
Fiber - Build to Senior Center from 1st/Park	-	20,000	-	-	-
Total General Government	\$ 337,000	\$ 20,000	\$ 60,000	\$ -	\$ -
Public Safety Training Center					
Site Preparation	\$ 629,650	\$ -	\$ -	\$ -	\$ -
Admin/Common Area	526,800	-	-	-	-
Professional Fees	344,002	-	-	-	-
Furniture, Fixtures & Equipment	55,000	-	-	-	-
Technology/Communications	103,400	-	-	-	-
Indoor Firearms Range	1,533,220	-	-	-	-
Live Fire Training Tower & Facility	750,345	-	-	-	-
Total Public Safety Training Center	\$ 3,942,417	\$ -	\$ -	\$ -	\$ -
Police:					
Building Hardscape Improvements	\$ -	\$ 40,000	\$ -	\$ -	\$ -
Boiler Replacements	-	35,000	-	-	-
Building Renovations	12,500	39,200	-	-	-
Property Room Updates	134,300	-	-	-	-
Facility Lighting Replacement	-	45,000	-	-	-
Total Police	\$ 146,800	\$ 159,200	\$ -	\$ -	\$ -
Fire					
Opticom System-Variou Intersections	\$ 150,000	\$ 150,000	\$ -	\$ -	\$ -
Radio Replacement-Portables	500,000	-	-	-	-
Fire Alarm/Sprinkler Upgrades-Stations 2 & 3	-	250,000	-	-	-
Emergency Generator-Station #3	155,000	-	-	-	-
Radio Replacement-Mobiles	-	93,000	-	-	-
Engine Replacement	-	-	625,000	-	-
Fire Station 1 - Infrastructure Improvements	-	-	-	97,000	-
Fire Station 1 - Addition to Tradition Room	-	-	-	252,000	-
Total Fire	\$ 805,000	\$ 493,000	\$ 625,000	\$ 349,000	\$ -
Hwy 45 Jurisdictional Transfer Projects					
Main St Reconstruction - Merrill to Johnson - JT	\$ -	\$ 1,600,000	\$ -	\$ -	\$ -
Fond du Lac Ave. - National Ave. to 6th St - JT	2,400,000	-	-	-	-
Main St Reconstruction - Merrill to Johnson - Storm Water	-	200,000	-	-	-
Total Hwy 45 Jurisdictional	\$ 2,400,000	\$ 1,800,000	\$ -	\$ -	\$ -
Streets:					
Sidewalk Program - Private	\$ 265,000	\$ 265,000	\$ 270,000	\$ 270,000	\$ 270,000
Street Restoration-Utility Repair	560,000	550,000	515,000	550,000	615,000
Street Restoration-Utility Repair (Partial JT \$250K)	70,000	150,000	2,000,000	-	-
Arndt Street Bridge Replacement (DOT Cost Share)	-	437,600	-	-	-
CTH "V" Pioneer Rd to FDL Ave - County	185,000	220,000	-	-	-
Country Lane Bridge	-	-	-	-	825,000
S Main St - Pavement Maintenance	800,000	-	-	-	-
W. Scott St & Van Dyne Rd Reconstruction	-	-	-	-	275,000
Johnson Right Turns - National, Prairie, Country Lane	-	-	-	-	300,000
Military Rd Reconstruct-Hickory to Western (DOT Cost Share)	-	60,000	100,000	440,000	-
Total Streets	\$ 1,880,000	\$ 1,682,600	\$ 2,885,000	\$ 1,260,000	\$ 2,285,000

**City of Fond du Lac
Capital Improvement Plan
For the Years 2018 through 2022
Summary of Projects Funded by General Obligation Debt**

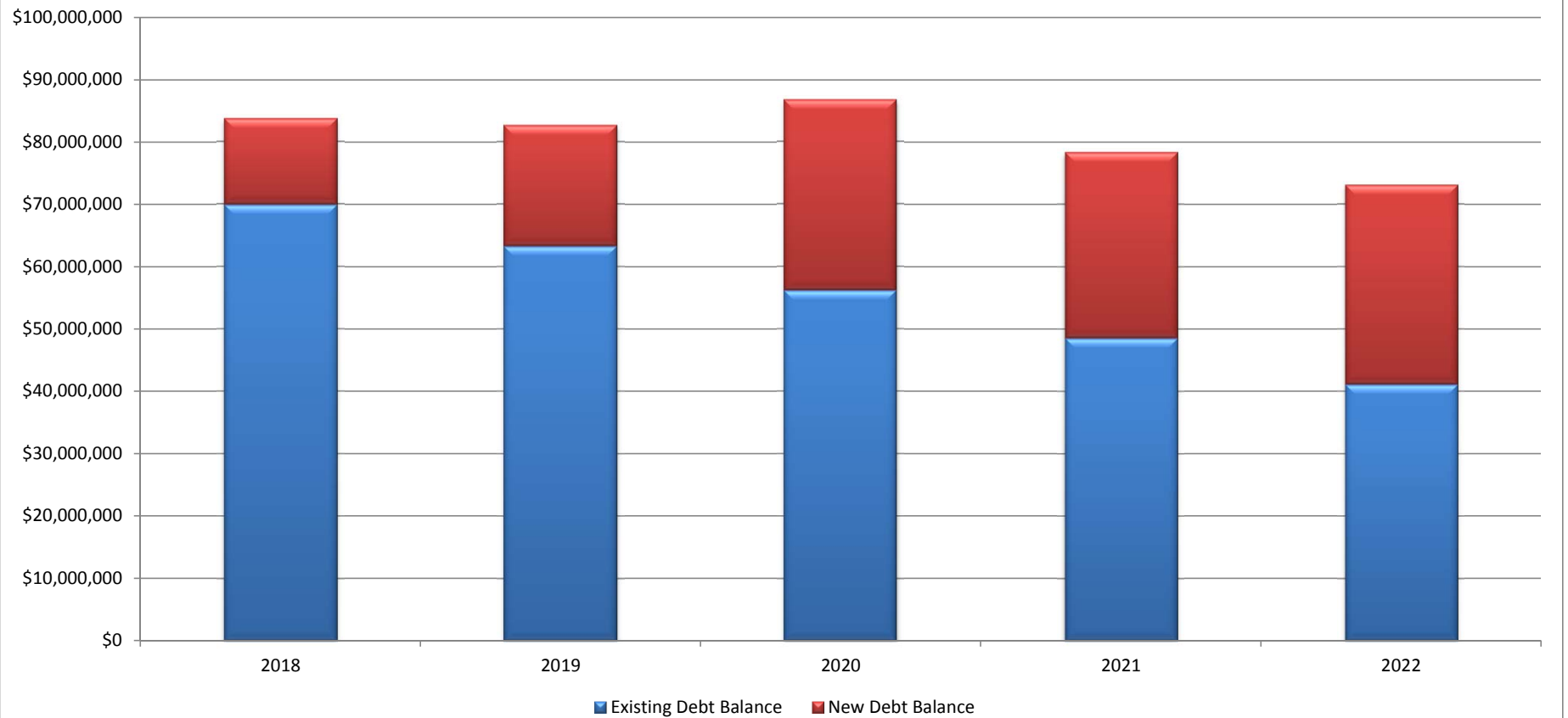
Project Description	2018	2019	2020	2021	2022
Storm Water:					
Storm Sewer Replacement - Utility Repair	\$ 255,000	\$ 280,000	\$ 230,000	\$ 245,000	\$ 285,000
Armor Drainage Way Banks	250,000	-	250,000	-	250,000
S Main St - Pavement Maintenance Storm Repair	80,000	-	-	-	-
Storm Water Pump & Motor Replacements	-	350,000	-	350,000	-
Merrill Pump Station Forcemain Upgrade	-	400,000	-	-	-
TMDL Storm Water Plan	-	-	1,150,000	-	-
Lincoln & Thomas Pump Station Upgrade	-	-	1,700,000	-	-
Military Rd - Hickory to Western	-	-	-	70,000	-
Total Storm Sewers	\$ 585,000	\$ 1,030,000	\$ 3,330,000	\$ 665,000	\$ 535,000
Parks:					
Lakeside Park Splash Pad	\$ 50,000	\$ -	\$ -	\$ -	\$ -
Taylor Park Restroom Renovation	30,000	-	-	-	-
James Megellas "Maggie" Park Development	80,000	-	-	-	-
Outlying Park Shelter Renovation	35,000	-	-	-	-
New Pavilion	100,000	-	3,500,000	-	-
Buttermilk Park Restroom Renovation	-	50,000	-	-	-
Buttermilk & Franklin Parks Basketball Courts	-	-	101,000	-	-
Loop Trail - Landscaping	-	35,000	-	-	-
Butzen Park Tennis Courts	-	-	92,000	-	-
Cardinal Park Development	-	-	80,000	-	-
Denevue Park Restroom Renovation	-	-	55,000	-	-
McDermott Park - Black Top Trail - Merrill to Johnson	-	-	55,000	-	-
Bridge from LSP to LSP West	-	-	-	1,300,000	-
Replace Heaters- Taylor Pool	-	-	-	50,000	-
Taylor Park Basketball Court Resurfacing	-	-	-	32,000	-
Adelaide Park Tennis Court Resurfacing	-	-	-	38,000	-
Fairgrounds Pool Floor Resurfacing	-	-	-	-	230,000
Total Parks	\$ 295,000	\$ 85,000	\$ 3,883,000	\$ 1,420,000	\$ 230,000
Municipal Service Center:					
Fabrication Shop-up \$488k	\$ -	\$ -	\$ 788,000	\$ -	\$ -
Roof Replacement - MSC	164,000	257,000	-	-	-
Total Municipal Service Center	\$ 164,000	\$ 257,000	\$ 788,000	\$ -	\$ -
Community Development:					
Macy Parking Ramp - Repairs	\$ 100,000	\$ 115,000	\$ 135,000	\$ 225,000	\$ 225,000
LED Conversion - Lots 7, 8, 13, 18	55,000	-	-	-	-
Lot 7 Improvements	65,000	-	-	-	-
Demolition - Convent Raze Order	225,000	-	-	-	-
Military Road Railroad Crossing	-	150,000	-	-	-
TIF - Retlaw	2,460,000	-	-	-	-
Total Community Development	\$ 2,905,000	\$ 265,000	\$ 135,000	\$ 225,000	\$ 225,000
Library:					
Flooring Replacement	\$ 125,000	\$ -	\$ -	\$ -	\$ -
Elevator Replacement	300,000	-	-	-	-
Furniture Replacement-Public Areas	-	-	-	60,000	-
Total Library	\$ 425,000	\$ -	\$ -	\$ 60,000	\$ -
Total Debt - All Projects	\$ 13,885,217	\$ 5,791,800	\$11,706,000	\$ 3,979,000	\$ 3,275,000
G.O. Debt - General City Projects	\$ 9,025,217	\$ 3,991,800	\$11,706,000	\$ 3,979,000	\$ 3,275,000
G.O. Debt - Hwy 45 Jurisdictional Transfer Projects	\$ 2,400,000	\$ 1,800,000	\$ -	\$ -	\$ -
G.O. Debt - TIF Projects	2,460,000	-	-	-	-
Total G.O. Debt	\$ 13,885,217	\$ 5,791,800	\$11,706,000	\$ 3,979,000	\$ 3,275,000

**City of Fond du Lac
Capital Improvement Program
For the Years 2018 through 2022
Summary of Other Funding Sources**

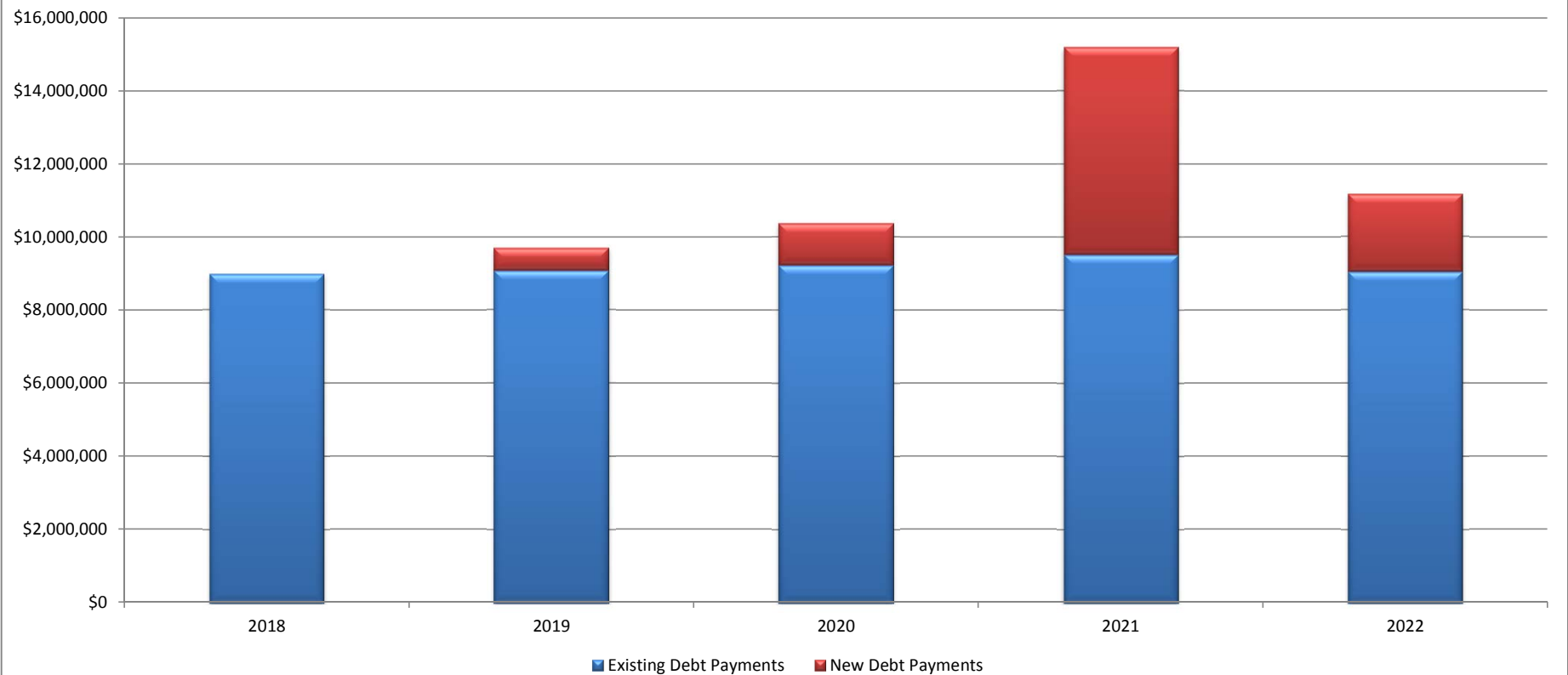
EXPENDITURE CATAGORY	2018	2019	2020	2021	2022
FEDERAL/STATE GRANTS:					
Public Works:					
Streets:					
Arndt Street Bridge Replacement (DOT Cost Share)	\$ -	\$ 1,612,400	\$ -	\$ -	\$ -
Military Road Reconstruction (DOT Cost Share)	-	240,000	-	1,760,000	-
Total Streets	\$ -	\$ 1,852,400	\$ -	\$ 1,760,000	\$ -
Storm Water:					
Military Road Reconstruction (DOT Cost Share)	\$ -	\$ -	\$ -	\$ 300,000	\$ -
Total Storm Water	\$ -	\$ -	\$ -	\$ 300,000	\$ -
Total Public Works	\$ -	\$ 1,852,400	\$ -	\$ 2,060,000	\$ -
Transit:					
Federal Capital Equipment Grant	\$ 51,912	\$ 1,042,360	\$ 727,798	\$ 743,248	\$ 59,410
Total Transit	\$ 51,912	\$ 1,042,360	\$ 727,798	\$ 743,248	\$ 59,410
Total Federal & State Grants-All funds	\$ 51,912	\$ 2,894,760	\$ 727,798	\$ 2,803,248	\$ 59,410
Available Capital Fund Balances:					
Rescue					
Ambulance Replacements	\$ -	\$ 260,000	\$ -	\$ 270,000	\$ -
Laptop Replacements	-	38,000	-	-	40,000
Mobile Data Computer Replacements	-	38,000	-	-	40,000
Ambulance Cot Replacements	-	-	-	-	75,000
Heart Monitor Replacements	150,000	-	-	-	-
Total Rescue	\$ 150,000	\$ 336,000	\$ -	\$ 270,000	\$ 155,000
Public Works-Hwy 45 Jurisdictional Transfer					
Fond du Lac Ave. - National Ave. to 9th St.	\$ 400,000	\$ -	\$ -	\$ -	\$ -
Total-Hwy 45 Jurisdictional Transfer	\$ 400,000	\$ -	\$ -	\$ -	\$ -
Parks - Public Site Fees:					
Lakeside Park Splash Pad	\$ 150,000	\$ -	\$ -	\$ -	\$ -
James Megellas "Maggie" Park Development	80,000	-	-	-	-
Cardinal Park Development	-	-	80,000	-	-
Total Parks	\$ 230,000	\$ -	\$ 80,000	\$ -	\$ -
Public Works-Capital Equipment Replacement					
Public Works-Capital Equipment Replacement	\$ 50,000	\$ -	\$ -	\$ -	\$ -
Public Works-Solid Waste Equipment Replacement	-	300,000	-	300,000	-
Total Public Works	\$ 50,000	\$ 300,000	\$ -	\$ 300,000	\$ -
Transit:					
Local Share - Handi-Van Replacement	\$ 12,978	\$ 13,390	\$ 13,802	\$ 14,420	\$ 14,853
Local Share - Bus Replacement	-	247,200	167,890	171,392	-
Total Transit	\$ 12,978	\$ 260,590	\$ 181,692	\$ 185,812	\$ 14,853
Total Available Capital Fund Balances	\$ 842,978	\$ 896,590	\$ 261,692	\$ 755,812	\$ 169,853
Available Other Fund Balances:					
Harbor & Boating Facilities					
Lakeside Park West Restroom ADA	\$ 110,000	\$ -	\$ -	\$ -	\$ -
Lakeside Park West Fish Cleaning Station	65,000	-	-	-	-
Total Available Other Fund Balances	\$ 175,000	\$ -	\$ -	\$ -	\$ -

City of Fond du Lac
Capital Improvement Plan
2018 - 2022
Appendices

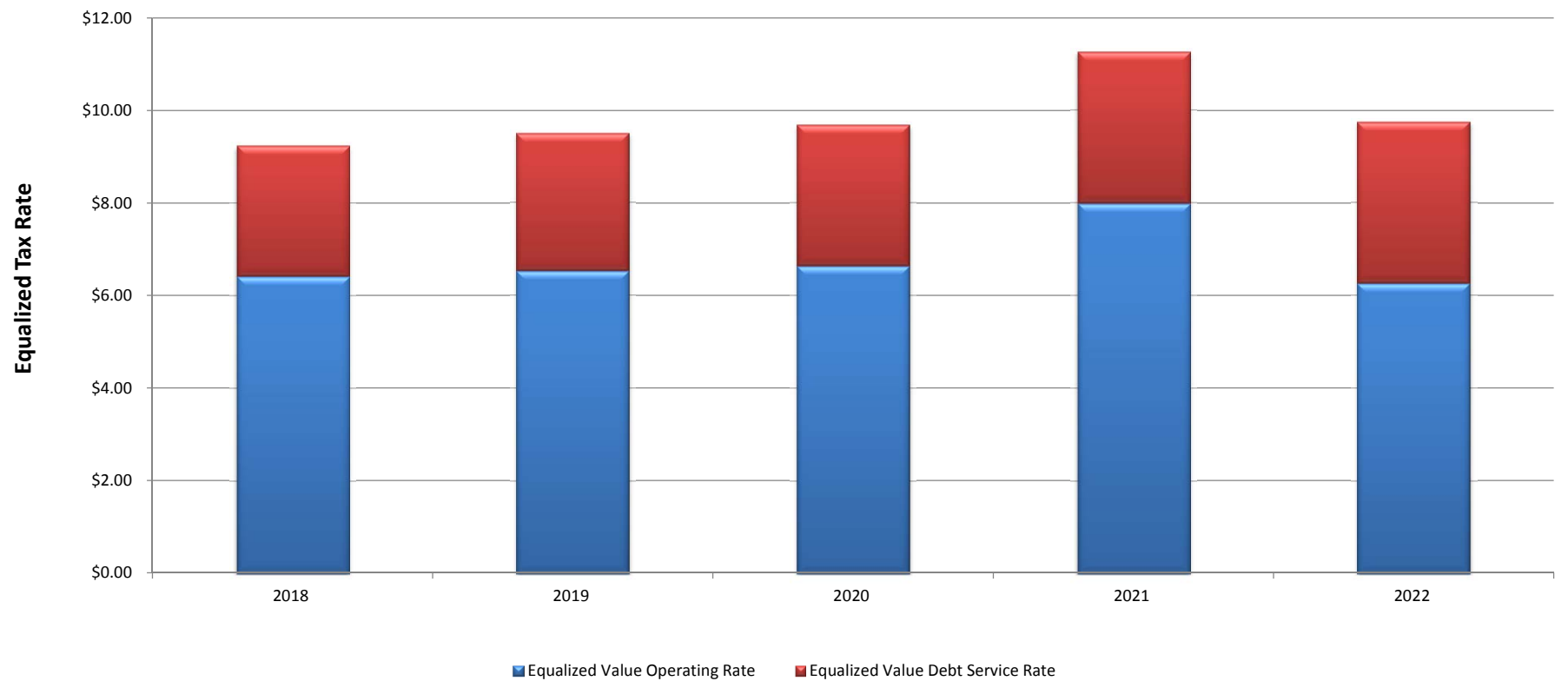
Appendix A
City of Fond du Lac
General Obligation Debt Balances
Existing Debt & New Debt



Appendix B
City of Fond du Lac
General Obligation Debt Payments
New Debt & Existing Debt

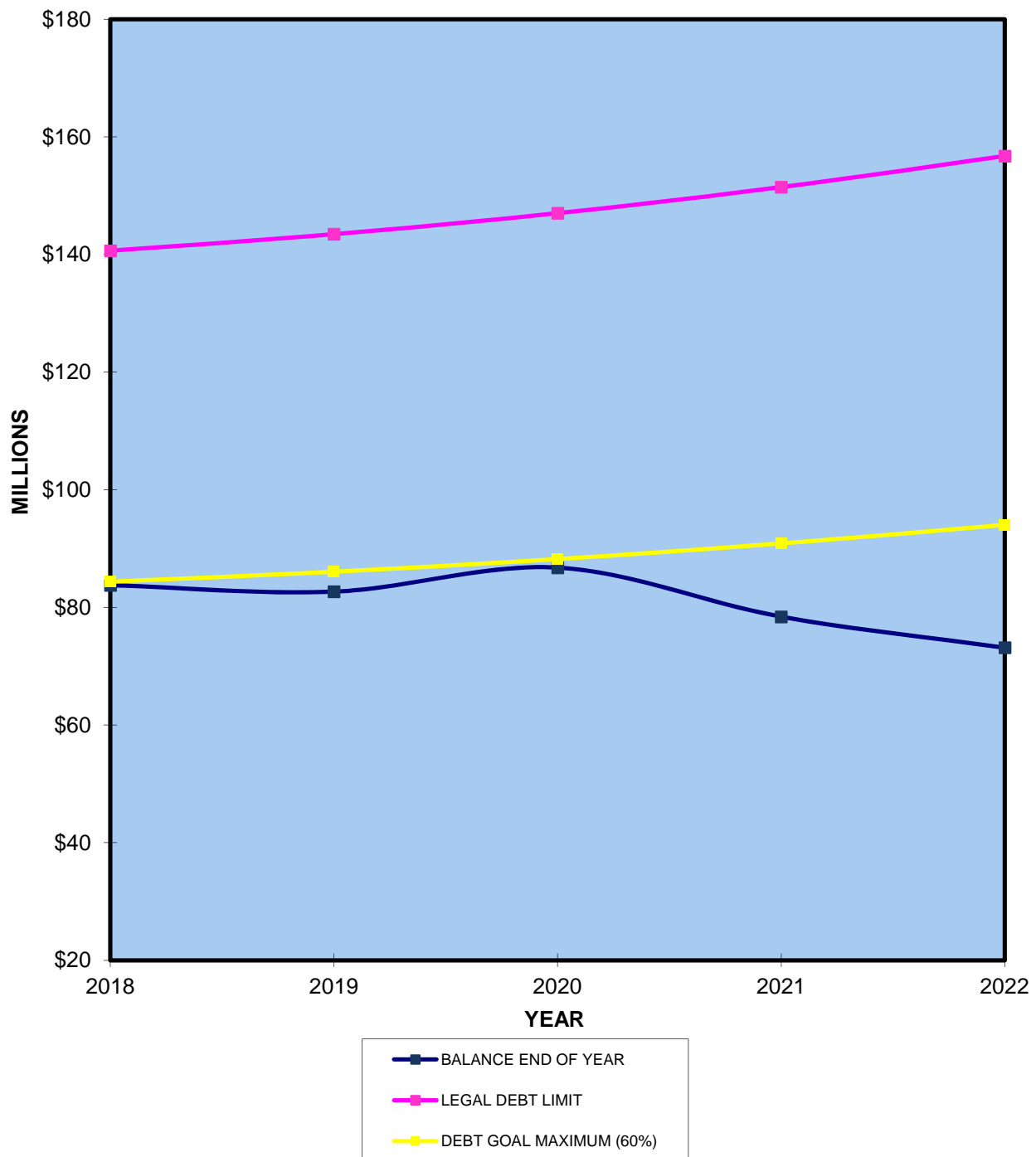


Appendix C
City of Fond du Lac
Projected Property Tax Rates
(Equalized Value Basis)

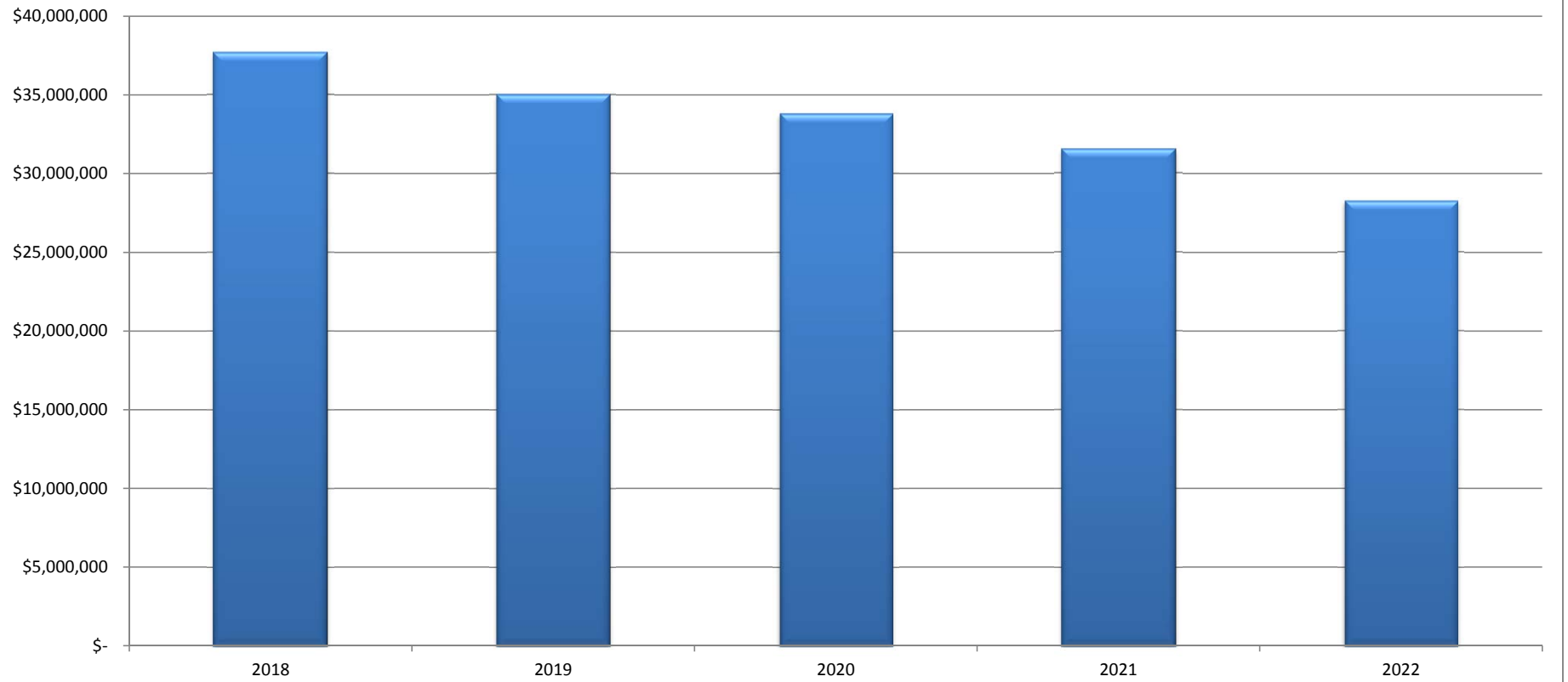


**APPENDIX D
DEBT CHART
CITY OF FOND DU LAC**

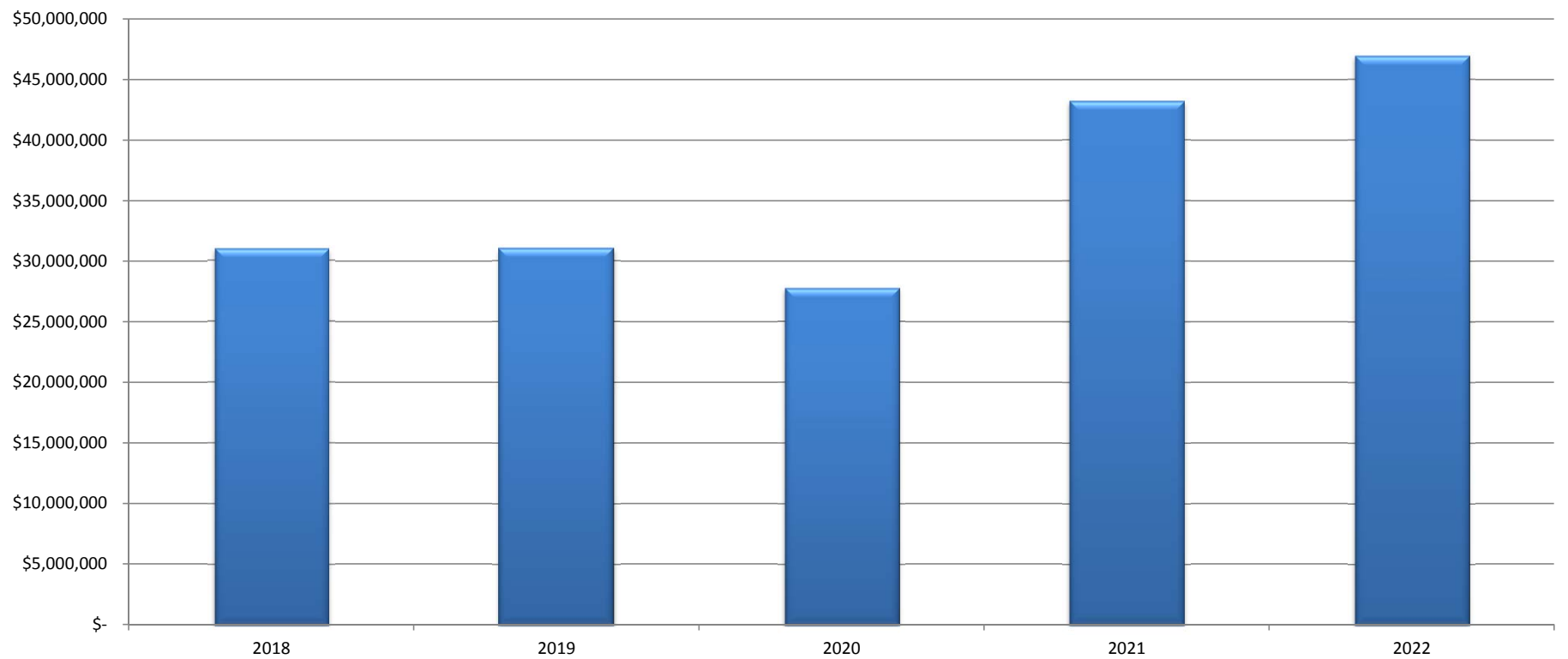
GENERAL OBLIGATION DEBT COMPARISON



Appendix E
City of Fond du Lac
Water Debt Balance



Appendix F
City of Fond du Lac
Wastewater Debt Balance



**APPENDIX G
CITY OF FOND DU LAC
CAPITAL IMPROVEMENT PLAN
FOR THE YEARS 2018 THROUGH 2022
PROJECTS BEYOND 2022**

PROJECT	AMOUNT
Community Development	
Macy Ramp Repairs	<u>\$ 240,000</u>
Parks	
Franklin Park Addition	<u>\$ 150,000</u>
Wastewater Treatment Plant	
Biogas Engine, Treatment and Gas Storage	<u>\$ 4,500,000</u>